

# POISON PATROL CHECKLIST

## SAFE CHECK

- Are products stored on high shelves?
- Are child-resistant safety caps in use?
- Are safety latches used on cabinets and drawers?
- Are items properly labeled in their original containers?
- Are harmful products locked up, out of sight and reach of children?

Check these areas of your home.

## KITCHEN

- Detergents, Dishwasher Soaps
- Carpet and Upholstery Cleaner
- Drain Cleaner, Oven Cleaner
- Medicines, Vitamins
- Polish (Furniture, Floor, Silver)
- Window and Counter Cleaners, Ammonia
- Refrigerator (Cough Syrup, Other Medications)
- Cups (Soaps, Bleaches, Denture Cleaners)

## BATHROOMS

- Medicine (Prescription and Over-the-Counter)
- Shampoos, Conditioners and Sprays
- Mouthwash, Fluoride Mouth Rinse
- Rubbing Alcohol
- Disinfectants, Toilet Bowl Cleaners, Etc.
- Nail Polish and Remover
- Lotions (Hand, Body or Shaving)
- Hair Remover
- Pine Oil and Bath Oil

## BEDROOMS

- Medicine (Sleeping Pills, Aspirin)
- Perfume, Cologne, Aftershave
- Cosmetics
- Sprays (Hair, Deodorant, Etc.)
- Baby Powder, Diaper Cream

## GARAGE/OUTSIDE STORAGE

- Car Products (Motor Oil, Antifreeze, Gas Additives, Etc.)
- Garden Products (Bug Sprays, Weed Killers, Fertilizers, Herbicides)
- Gasoline, Kerosene
- Paints, Thinners, Solvents
- Pool Supplies (Chlorine, Cleaning Agents)
- Rust Remover, Lighter Fluids
- Tear-Open Cans (Motor Oil, Etc.)

## LAUNDRY AREA

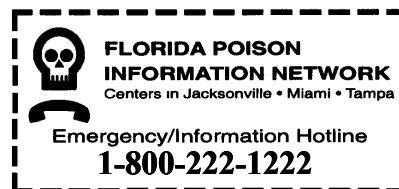

- Detergents, Soaps
- Dyes, Bluing Agents
- Bleaches
- Fabric-Care Products
- Stain or Spot Removers

## ATTIC/CLOSETS/STORAGE PLACES

- Hobby and Craft Supplies
- Ink, Glue, Other Adhesives
- Insect Traps, Rat Poison, Etc.

## THROUGHOUT YOUR HOME

- Alcohol, Tobacco
- Mothballs
- Plants
- Lead Paint (Paint Chips, Toys, Etc.)
- Purses (Medicines, Lotions, Etc.)



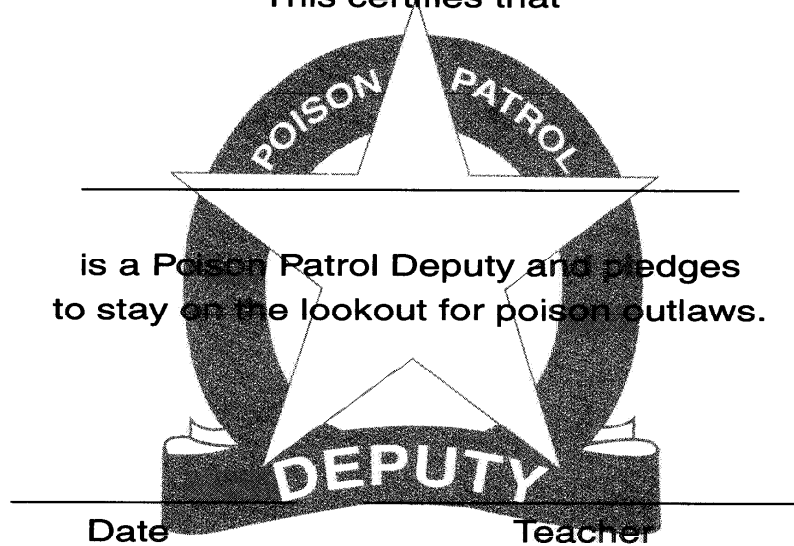
The Florida Poison Information Network is a cooperative effort among University Medical Center & University of Florida Health Science Center/Jacksonville, Jackson Memorial Hospital & University of Miami, Tampa General Healthcare & University of South Florida, and the Florida Department of Health and Rehabilitative Services, Children's Medical Services.

The "Poison Patrol" has been made possible through a grant from K-Mart Pharmacies.

**"Always ask if it's OK..."**


This certifies that

is a Poison Patrol Deputy and pledges  
to stay on the lookout for poison outlaws.



**If it's not, then put it away!"**

## **FLORIDA POISON INFORMATION NETWORK**



## **POISONING PREVENTION TIPS**

- Teach children to ask an adult before putting anything into their mouths.
- Install safety latches on cabinets and drawers.
- Keep all medicines, cleaning products and chemicals out of reach and out of sight of children.
- Do not put medicines, cleaning products or chemicals in the same cabinets with food.
- Try to purchase products with safety caps.
- Read labels before using products and follow directions exactly.
- Do not make a game of taking medicine (for example, never call medicine "candy").
- Always turn on the light before taking or giving medicine.
- Dispose of old medicines properly (flush down the toilet—do not discard in the trash).
- When called to the door or phone, take any open/available product or your child with you.
- Never mix cleaning products or chemicals.
- Take extra care at times of family stress and when extra activities are taking place. This is a common time for poisonings to occur.